




**DM Series** differential-mode toroids provide a low cost solution for swinging choke requirements. Designed for applications requiring a known inductance change with varying DC bias current loads as in power supplies. The cores have been selected to provide a known saturation so that a specific inductance value will be repeatable at a specified current.

**Features**

- Broad range of inductance values and current ratings
- Hot Solder, pre-tinned leads for easy PC board mounting
- Operating frequency to 100kHz
- Competitive pricing due to high volume production
- Manufactured in ISO-9001 approved facility

**Applications**

Switching Power Supplies • EMI/RFI filtering • Output Chokes

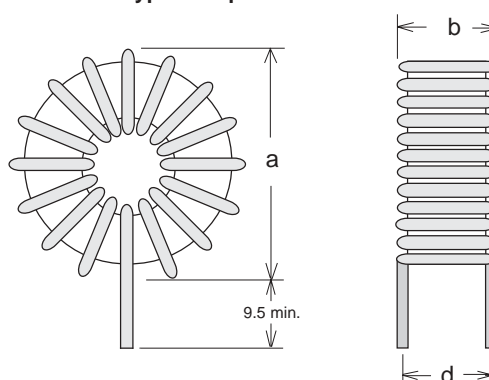


Electrical Specifications @ 25°C					Dimensional			
Part Number	Mounting Styles	Inductance Range (µH)	DCR (mOhms)	Rated Current (Amps)	Dia. (a) mm Max.	Width (b) mm Max.	Lead Pitch (d) mm Nominal	Lead Ø Nominal
DM__-1	Available in Open, Clip & Base Mount and Flat & Vertical Encapsulated packages	1.1 - 1500	3 - 1320	10.0 - 0.5	16	10	8.0±1.0	See Data Sheet
DM__-2		0.9 - 1500	5 - 750	10.7 - 0.9	21	11	8.5±1.5	
DM__-3		1.2 - 1500	4 - 410	10.1 - 1.2	25	12	8.6±2.0	
DM__-4		0.8 - 2700	2 - 410	16.0 - 2.0	34	17	15.0±2.0	
DM__-5		0.9 - 3900	2 - 392	16.0 - 2.5	45	17	14.5±2.0	
DM__-6		0.9 - 5600	2 - 328	18.5 - 3.1	49	24	18.8±4.0	
DM__-7		1.0 - 5600	1 - 270	20.0 - 5.0	61	33	28.4±4.0	

**Notes**

- 1) Inductance ±15% measured at 0.10Vrms @ 10kHz without DC Current and 0.25 Vrms @ 10kHz with DC Current.
- 2) DC Resistance measured at 25°C ±5°C.
- 3) Maximum continuous operating current is based on a calculated temperature rise of 40°C.
- 4) On Open Mounted Chokes the leads for PC mounting are tinned to the seating plane.
- 5) On larger units and units wound with finer wire, additional mechanical mounting is recommended. Refer to Mounting Styles shown on back of DP Series data sheet.
- 6) Saturation currents shown are for the maximum drop of nominal inductance.
- 7) If the value of the inductance falls into the shaded region of the Electrical Specification Chart, only intermittent duty is recommended. Continuous duty is acceptable for all unshaded inductance values.
- 8) Mounting styles shown in the shaded areas have been reduced in size from those shown on the earlier data sheet revision.

**Type O - Open Mount**



**Optional Mounting Styles**

In addition to the open mount style shown above, Talema can offer many other packaging options including:

- Clip mount (2 pins)
- Base Mount (4 pins)
- Vertical and Flat Encapsulated

See last page for dimensions and mounting details.

## DM Series • Differential-Mode Toroids

### DM 1 Series

Part Number	L <sub>0</sub> (μH) ±15% No Load	Wire Ø (mm)	Nominal DCR (Ohms)	Rated Current (Amps)	Inductance Drop with Increase in DC Current								Coil Size (mm) O.D. x Ht. (a x b)	Mounting Style Availability Size Code			
					10% Ind. Drop		20% Ind. Drop		30% Ind. Drop		40% Ind. Drop			C	B	V	F
					DC Amps	Min. L(μH)	DC Amps	Min. L(μH)	DC Amps	Min. L(μH)	DC Amps	Min. L(μH)					
DM_-1-1.1	1.1	0.800	0.003	10.0	6.47	0.83	10.55	0.74	14.73	0.65	19.09	0.55	15 x 9	2	3	2	2
DM_-1-1.6	1.6	0.800	0.004	9.5	5.39	1.20	8.34	1.06	11.64	0.93	14.32	0.80	15 x 9	2	3	2	2
DM_-1-2.1	2.1	0.800	0.005	9.0	4.62	1.63	7.15	1.45	9.98	1.27	12.27	1.09	15 x 9	2	3	2	2
DM_-1-3.5	3.5	0.800	0.006	8.2	3.60	2.70	5.56	2.40	7.76	2.10	9.54	1.80	15 x 9	2	3	2	2
DM_-1-4.4	4.4	0.800	0.007	7.5	3.24	3.33	5.00	2.96	6.99	2.59	8.59	2.22	15 x 9	2	3	2	2
DM_-1-5.3	5.3	0.800	0.008	7.3	2.94	4.03	4.55	3.58	6.35	3.13	7.81	2.68	15 x 9	2	3	2	2
DM_-1-6.3	6.3	0.800	0.008	7.0	2.70	4.79	4.17	4.26	5.82	3.73	7.16	3.19	15 x 9	2	3	2	2
DM_-1-8.5	8.5	0.800	0.010	6.8	2.3	6.52	3.57	5.80	4.99	5.07	6.14	4.35	15 x 9	2	3	2	2
DM_-1-10	9.8	0.800	0.010	6.5	2.16	7.49	3.34	6.66	4.66	5.82	5.73	4.99	15 x 9	2	3	2	2
DM_-1-12	12.6	0.800	0.012	6.1	1.90	9.62	2.94	8.55	4.11	7.48	5.05	6.41	15 x 9	2	3	2	2
DM_-1-15	15.7	0.800	0.013	5.9	1.70	12.01	2.63	10.68	3.68	9.34	4.52	8.01	15 x 9	2	3	2	2
DM_-1-18	17.4	0.800	0.014	5.6	1.62	13.31	2.50	11.83	3.49	10.35	4.30	8.87	15 x 9	2	3	2	2
DM_-1-22	21.1	0.710	0.019	4.6	1.47	16.11	2.27	14.32	3.18	12.53	3.90	10.74	15 x 9	2	3	2	2
DM_-1-27	27.2	0.710	0.022	4.4	1.29	20.80	2.00	18.49	2.79	16.18	3.44	13.87	15 x 9	2	3	2	2
DM_-1-33	34.1	0.710	0.025	4.4	1.16	26.09	1.79	23.19	2.50	20.29	3.07	17.39	15 x 9	2	3	2	2
DM_-1-39	39.2	0.710	0.026	4.3	1.08	29.95	1.67	26.62	2.33	23.29	2.86	19.97	15 x 9	2	3	2	2
DM_-1-47	47.4	0.710	0.029	4.1	0.98	36.24	1.52	32.21	2.12	28.19	2.60	24.16	16 x 10	3	3	2	2
DM_-1-56	56.4	0.710	0.044	3.3	0.90	43.13	1.39	38.34	1.94	33.54	2.39	28.75	16 x 10	3	3	3	3
DM_-1-68	69.6	0.600	0.049	3.2	0.81	53.24	1.25	47.33	1.75	41.41	2.15	35.50	16 x 10	2	3	2	2
DM_-1-82	80.4	0.600	0.053	2.6	0.75	61.53	1.16	54.69	1.62	47.86	2.00	41.02	16 x 10	2	3	3	2
DM_-1-100	100.2	0.600	0.059	2.5	0.67	76.67	1.04	68.15	1.46	59.63	1.79	51.11	16 x 10	2	3	3	2
DM_-1-120	122.2	0.600	0.065	2.4	0.61	93.48	0.94	83.09	1.32	72.70	1.62	62.32	16 x 10	2	3	3	2
DM_-1-150	151.4	0.450	0.129	1.9	0.55	115.8	0.85	103.0	1.18	90.10	1.46	77.23	15 x 9	2	3	2	2
DM_-1-180	178.2	0.450	0.140	1.8	0.51	136.3	0.78	121.2	1.09	106.0	1.34	90.87	15 x 9	2	3	2	2
DM_-1-220	219.3	0.400	0.197	1.5	0.46	167.8	0.70	149.1	0.98	130.5	1.21	111.8	15 x 9	2	3	2	2
DM_-1-270	271.5	0.400	0.219	1.4	0.41	207.7	0.73	184.6	0.88	161.5	1.09	138.5	15 x 9	2	3	2	2
DM_-1-330	329.3	0.355	0.306	1.2	0.37	251.9	0.58	223.9	0.80	195.9	0.99	167.9	15 x 9	2	3	2	2
DM_-1-390	392.6	0.355	0.334	1.1	0.34	300.3	0.53	267.0	0.74	233.6	0.90	200.2	15 x 9	2	3	2	2
DM_-1-470	470.5	0.335	0.410	0.9	0.31	359.9	0.48	319.9	0.67	279.9	0.83	240.0	15 x 9	2	3	2	2
DM_-1-560	555.5	0.335	0.446	0.9	0.29	424.9	0.44	377.7	0.62	330.5	0.76	283.3	15 x 9	2	3	2	2
DM_-1-680	679.7	0.335	0.493	0.8	0.260	520.0	0.40	462.2	0.56	404.4	0.69	346.6	15 x 9	2	3	2	2
DM_-1-820	816.5	0.280	0.774	0.7	0.24	624.6	0.37	555.2	0.51	485.8	0.63	416.4	15 x 9	--	3	2	2
DM_-1-1000	1005.0	0.280	0.859	0.7	0.21	768.8	0.33	683.4	0.46	598.0	0.57	512.6	15 x 9	--	3	2	2
DM_-1-1200	1198.7	0.250	1.177	0.5	0.19	917.0	0.30	815.1	0.42	713.2	0.52	611.3	15 x 9	--	3	2	2
DM_-1-1500	1504.9	0.250	1.318	0.5	0.17	1151.3	0.27	1023.3	0.38	895.4	0.46	767.5	15 x 9	--	3	2	2

### DM 2 Series

Part Number	L <sub>0</sub> (μH) ±15% No Load	Wire Ø (mm)	Nominal DCR (Ohms)	Rated Current (Amps)	Inductance Drop with Increase in DC Current								Coil Size (mm) O.D. x Ht. (a x b)	Mounting Style Availability Size Code			
					10% Ind. Drop		10% Ind. Drop		10% Ind. Drop		10% Ind. Drop			C	B	V	F
					DC Amps	Min. L(μH)	DC Amps	Min. L(μH)	DC Amps	Min. L(μH)	DC Amps	Min. L(μH)					
DM_-2-0.9	0.9	0.800	0.003	10.7	9.41	0.71	15.31	0.63	21.49	0.55	28.74	0.47	20 x 9	3	3	3	3
DM_-2-1.5	1.5	0.800	0.004	10.2	7.53	1.11	12.25	0.99	17.19	0.86	22.99	0.74	20 x 9	3	3	3	3
DM_-2-2.1	2.1	0.800	0.005	9.7	6.28	1.60	10.21	1.42	14.33	1.24	19.16	1.06	20 x 9	3	3	3	3
DM_-2-3.7	3.7	0.800	0.007	8.8	4.71	2.84	7.65	2.52	10.75	2.21	14.37	1.89	20 x 9	3	3	3	3
DM_-2-4.7	4.7	0.800	0.007	8.5	4.18	3.59	6.80	3.19	9.55	2.80	12.77	2.40	20 x 9	3	3	3	3
DM_-2-5.8	5.8	0.800	0.008	8.3	3.77	4.44	6.12	3.94	8.60	3.45	11.50	2.96	20 x 9	3	3	3	3
DM_-2-7.0	7.0	0.800	0.009	8.1	3.42	5.37	5.57	4.77	7.81	4.18	10.45	3.58	20 x 9	3	3	3	3
DM_-2-8.4	8.4	0.800	0.010	7.8	3.14	6.39	5.10	5.68	7.16	4.97	9.58	4.26	20 x 9	3	3	3	3
DM_-2-10	9.8	0.800	0.011	7.4	2.90	7.50	4.71	6.67	6.61	5.83	8.84	5.00	20 x 9	3	3	3	3
DM_-2-12	11.4	0.800	0.011	7.1	2.69	8.70	4.37	7.73	6.14	6.76	8.21	5.80	20 x 9	3	3	3	3
DM_-2-15	14.8	0.800	0.013	6.8	2.35	11.36	3.83	10.10	5.37	8.83	7.19	7.57	20 x 9	3	3	3	3
DM_-2-18	18.8	0.800	0.015	6.7	2.09	14.38	3.40	12.78	4.78	11.18	6.39	9.58	20 x 9	3	3	3	3
DM_-2-22	20.9	0.800	0.015	6.5	1.98	16.02	3.22	14.24	4.52	12.46	6.05	10.68	20 x 9	3	3	3	3
DM_-2-27	28.1	0.800	0.018	6.1	1.71	21.48	2.78	19.09	3.91	16.70	5.23	14.32	20 x 9	3	3	3	3
DM_-2-33	33.4	0.800	0.020	5.8	1.57	25.56	2.55	22.72	3.58	19.88	4.79	17.04	20 x 9	3	3	3	3
DM_-2-39	39.2	0.800	0.029	5.7	1.45	29.99	2.36	26.66	3.31	23.33	4.42	20.00	20 x 9	3	3	3	3
DM_-2-47	45.5	0.800	0.032	5.7	1.34	34.79	2.19	30.92	3.07	27.06	4.11	23.19	20 x 9	3	3	3	3
DM_-2-56	55.7	0.800	0.035	5.7	1.21	42.64	1.98	37.90	2.77	33.16	3.71	28.43	20 x 9	3	3	3	3
DM_-2-68	67.0	0.800	0.039	5.2	1.11	51.29	1.80	45.59	2.53	39.89	3.38	34.19	20 x 9	3	3	3	3
DM_-2-82	83.8	0.800	0.043	4.9	0.99	64.07	1.61	56.95	2.26	49.83	3.03	42.71	21 x 10	4	5	4	4

Germany: Int.+4989-841 00-0 • Ireland: Int.+35 374-954 8666 • Czech Rep: Int.+420 37-744 9303 • India: Int.+91 427-244 1325  
<http://www.talema-nuvotem.com>

## DM Series • Differential-Mode Toroids

### DM 2 Series

Part Number	L <sub>0</sub> (μH) ±15% No Load	Wire Ø (mm)	Nominal DCR (Ohms)	Rated Current (Amps)	Inductance Drop with Increase in DC Current								Coil Size (mm) O.D. x Ht. (a x b)	Mounting Style Availability Size Code			
					10% Ind. Drop		20% Ind. Drop		30% Ind. Drop		40% Ind. Drop			C	B	V	F
					DC Amps	Min. L(μH)	DC Amps	Min. L(μH)	DC Amps	Min. L(μH)	DC Amps	Min. L(μH)					
DM_-2-100	102.3	0.710	0.060	4.0	0.90	78.27	1.46	69.57	2.05	60.88	2.74	52.18	20 x 9	3	3	3	3
DM_-2-120	117.5	0.710	0.065	3.9	0.84	89.85	1.36	79.87	1.91	69.88	2.55	59.90	20 x 9	3	3	3	3
DM_-2-150	150.9	0.710	0.073	3.8	0.74	115.4	1.20	102.6	1.69	89.76	2.25	76.94	20 x 9	3	3	3	3
DM_-2-180	181.9	0.710	0.113	3.0	0.67	139.1	1.09	123.7	1.54	108.2	2.05	92.76	20 x 9	3	3	3	3
DM_-2-220	223.0	0.710	0.125	2.9	0.61	170.6	0.99	151.6	1.39	132.7	1.85	113.7	20 x 9	3	3	3	3
DM_-2-270	268.2	0.500	0.142	2.3	0.55	205.2	0.90	182.4	1.26	159.6	1.69	136.8	19 x 8	3	3	3	3
DM_-2-330	326.3	0.500	0.156	2.2	0.50	249.6	0.82	221.9	1.15	194.1	1.53	166.4	19 x 8	3	3	3	3
DM_-2-390	390.0	0.450	0.211	1.9	0.46	298.3	0.75	265.2	1.05	232.0	1.40	198.9	19 x 8	3	3	3	3
DM_-2-470	469.8	0.450	0.232	1.8	0.42	359.4	0.68	319.5	0.96	279.5	1.28	239.6	19 x 8	3	3	3	3
DM_-2-560	557.0	0.450	0.252	1.7	0.38	426.1	0.62	378.8	0.88	331.4	1.17	284.1	20 x 9	3	3	3	3
DM_-2-680	676.5	0.400	0.352	1.4	0.35	517.5	0.57	460.0	0.80	402.5	1.06	345.0	20 x 9	3	3	3	3
DM_-2-820	821.3	0.400	0.388	1.3	0.32	628.3	0.51	558.5	0.72	488.7	0.97	418.9	20 x 9	3	3	3	3
DM_-2-1000	995.3	0.355	0.542	1.1	0.29	761.4	0.47	676.8	0.66	592.2	0.88	507.6	20 x 9	3	3	3	3
DM_-2-1200	1202.7	0.355	0.596	1.0	0.26	920.1	0.43	817.8	0.60	715.6	0.80	613.4	20 x 9	3	3	3	3
DM_-2-1500	1503.4	0.335	0.748	0.9	0.23	1150.1	0.38	1022.3	0.53	894.5	0.71	766.7	20 x 9	3	3	3	3

### DM 3 Series

Part Number	L <sub>0</sub> (μH) ±15% No Load	Wire Ø (mm)	Nominal DCR (Ohms)	Rated Current (Amps)	Inductance Drop with Increase in DC Current								Coil Size (mm) O.D. x Ht. (a x b)	Mounting Style Availability Size Code			
					10% Ind. Drop		20% Ind. Drop		30% Ind. Drop		40% Ind. Drop			C	B	V	F
					DC Amps	Min. L(μH)	DC Amps	Min. L(μH)	DC Amps	Min. L(μH)	DC Amps	Min. L(μH)					
DM_-3-1.2	1.2	0.800	0.004	10.1	10.40	0.88	17.13	0.78	24.16	0.66	31.85	0.59	23 x 9	4	3	4	4
DM_-3-1.7	1.7	0.800	0.005	9.5	8.67	1.27	14.28	1.13	20.14	0.99	26.54	0.84	23 x 9	4	3	4	4
DM_-3-2.3	2.3	0.800	0.006	9.1	7.43	1.72	12.24	1.53	17.26	1.34	22.75	1.15	23 x 9	4	3	4	4
DM_-3-2.9	2.9	0.800	0.006	8.6	6.50	2.25	10.71	2.00	15.10	1.75	19.91	1.50	23 x 9	4	3	4	4
DM_-3-4.6	4.6	0.800	0.008	7.9	5.20	3.52	8.57	3.13	12.08	2.74	15.93	2.35	23 x 9	4	3	4	4
DM_-3-5.6	5.6	0.800	0.009	7.7	4.73	4.26	7.79	3.78	10.98	3.31	14.48	2.84	23 x 9	4	3	4	4
DM_-3-6.6	6.6	0.800	0.010	7.5	4.33	5.07	7.14	4.50	10.07	3.94	13.27	3.38	23 x 9	4	3	4	4
DM_-3-7.8	7.8	0.800	0.010	7.3	4.00	5.95	6.59	5.29	9.29	4.63	12.25	3.96	23 x 9	4	3	4	4
DM_-3-10	10.4	0.800	0.012	7.0	3.47	7.92	5.71	7.04	8.05	6.16	10.62	5.28	23 x 9	4	3	4	4
DM_-3-12	11.8	0.800	0.013	6.9	3.25	9.01	5.35	8.01	7.55	7.01	9.95	6.01	23 x 9	4	3	4	4
DM_-3-15	14.9	0.800	0.014	6.6	2.89	11.40	4.76	10.13	6.71	8.87	8.85	7.60	23 x 9	4	3	4	4
DM_-3-18	18.4	0.800	0.016	6.4	2.60	14.08	4.28	12.51	6.04	10.95	7.96	9.38	23 x 9	4	3	4	4
DM_-3-22	22.3	0.800	0.017	6.2	2.36	17.03	3.89	15.14	5.49	13.25	7.24	11.35	23 x 9	4	3	4	4
DM_-3-27	26.5	0.800	0.019	6.0	2.17	20.27	3.57	18.02	5.03	15.77	6.64	13.51	23 x 9	4	3	4	4
DM_-3-33	33.5	0.800	0.021	5.7	1.93	25.65	3.17	22.80	4.47	19.95	5.90	17.10	23 x 9	4	3	4	4
DM_-3-39	38.7	0.800	0.023	5.4	1.79	29.59	2.95	26.31	4.17	23.02	5.49	19.73	23 x 9	4	3	4	4
DM_-3-47	47.1	0.800	0.025	5.4	1.63	36.03	2.68	32.03	3.78	28.03	4.98	24.02	23 x 9	4	3	4	4
DM_-3-56	56.4	0.800	0.028	5.2	1.49	43.11	2.45	38.32	3.45	33.53	4.55	28.74	23 x 9	4	3	4	4
DM_-3-68	66.4	0.800	0.030	5.1	1.37	50.81	2.25	45.17	3.18	39.52	4.19	33.88	23 x 9	4	3	4	4
DM_-3-82	81.1	0.800	0.033	4.8	1.24	62.08	2.04	55.18	2.88	48.28	3.79	41.38	23 x 9	4	3	4	4
DM_-3-100	101.6	0.800	0.037	4.8	1.11	77.73	1.82	69.10	2.57	60.46	3.39	51.82	25 x 11	4	3	4	4
DM_-3-120	119.6	0.800	0.041	4.8	1.02	91.53	1.68	81.36	2.37	71.19	3.12	61.02	25 x 11	4	3	4	4
DM_-3-150	149.5	0.800	0.036	4.7	0.91	114.3	1.50	101.6	2.12	88.93	2.79	76.22	25 x 11	4	3	4	4
DM_-3-180	182.6	0.800	0.040	4.6	0.83	139.7	1.36	124.2	1.92	108.6	2.53	93.11	25 x 11	4	3	4	4
DM_-3-220	219.0	0.800	0.043	4.6	0.75	167.5	1.24	148.9	1.75	130.3	2.31	111.7	25 x 11	4	3	4	4
DM_-3-270	272.7	0.800	0.061	3.7	0.68	208.6	1.11	185.5	1.57	162.3	2.07	139.1	25 x 11	4	3	4	4
DM_-3-330	332.4	0.800	0.068	3.5	0.61	254.2	1.01	226.0	1.42	197.7	1.87	169.5	25 x 11	4	3	4	4
DM_-3-390	389.3	0.710	0.093	2.9	0.57	297.8	0.93	264.8	1.31	231.7	1.73	198.6	25 x 11	4	3	4	4
DM_-3-470	469.2	0.600	0.102	2.8	0.51	359.0	0.85	319.1	1.20	279.2	1.58	239.3	25 x 12	4	3	4	4
DM_-3-560	556.6	0.600	0.155	2.3	0.47	425.8	0.78	378.5	1.10	331.2	1.45	283.9	24 x 10	4	3	4	4
DM_-3-680	684.7	0.600	0.172	2.2	0.43	523.8	0.70	465.6	0.99	407.4	1.31	349.2	24 x 11	4	3	4	4
DM_-3-820	826.0	0.600	0.189	2.1	0.39	631.9	0.64	561.7	0.90	491.5	1.19	421.2	24 x 11	4	3	4	4
DM_-3-1000	994.0	0.500	0.299	1.7	0.35	760.4	0.58	675.9	0.82	591.4	1.08	506.9	24 x 10	4	3	4	4
DM_-3-1200	1207.2	0.450	0.407	1.5	0.32	923.5	0.53	820.9	0.75	718.3	0.98	615.7	24 x 10	4	3	4	4
DM_-3-1500	1507.0	0.400	0.576	1.2	0.29	1152.9	0.47	1024.8	0.67	896.7	0.88	768.6	24 x 10	4	3	4	4

### DM 4 Series

DM_-4-0.8	0.8	1.180	0.002	16.0	22.16	0.64	36.25	0.57	50.93	0.50	67.97	0.43	30 x 14	5	5	5	6
DM_-4-1.5	1.5	1.180	0.002	16.0	16.62	1.14	27.19	1.01	38.20	0.89	50.98	0.76	30 x 14	5	5	5	6
DM_-4-2.3	2.3	1.180	0.003	16.0	13.30	1.78	21.75	1.58	30.56	1.38	40.78	1.19	30 x 14	5	5	5	6
DM_-4-3.3	3.3	1.180	0.004	16.0	11.08	2.56	18.13	2.28	25.47	1.99	33.98	1.71	30 x 14	5	5	5	6
DM_-4-4.6	4.6	1.180	0.004	16.0	9.50	3.49	15.54	3.10	21.83	2.71	29.13	2.32	30 x 14	5	5	5	6

**THE TALEMA GROUP • World Wide Toroidal Specialists**

## DM Series • Differential-Mode Toroids

### DM 4 Series

Part Number	L <sub>0</sub> (μH) ±15% No Load	Wire Ø (mm)	Nominal DCR (Ohms)	Rated Current (Amps)	Inductance Drop with Increase in DC Current								Coil Size (mm) O.D.x Ht. (a x b)	Mounting Style Availability Size Code			
					10% Ind. Drop		20% Ind. Drop		30% Ind. Drop		40% Ind. Drop			C	B	V	F
					DC Amps	Min. L(μH)	DC Amps	Min. L(μH)	DC Amps	Min. L(μH)	DC Amps	Min. L(μH)					
DM__4-6.0	6.0	1.180	0.005	16.0	8.31	4.55	13.59	4.05	19.10	3.54	25.49	3.04	30 x 14	5	5	5	6
DM__4-7.5	7.5	1.180	0.006	16.0	7.39	5.76	12.08	5.12	16.98	4.48	22.66	3.84	30 x 14	5	5	5	6
DM__4-10	9.3	1.180	0.006	14.5	6.65	7.11	10.88	6.32	15.28	5.53	20.39	4.74	30 x 14	5	5	5	6
DM__4-12	11.3	1.180	0.007	13.9	6.04	8.61	9.89	7.65	13.89	6.70	18.54	5.74	30 x 14	5	5	5	6
DM__4-15	15.7	1.180	0.008	13.3	5.11	12.02	8.37	10.69	11.75	9.35	15.68	8.02	30 x 14	5	5	5	6
DM__4-18	18.2	1.180	0.009	12.7	4.75	13.94	7.77	12.40	10.91	10.85	14.56	9.30	30 x 14	5	5	5	6
DM__4-22	20.9	1.180	0.009	12.5	4.43	16.01	7.25	14.23	10.19	12.45	13.59	10.67	30 x 14	5	5	5	6
DM__4-27	26.9	1.180	0.011	11.8	3.91	20.56	6.40	18.28	8.99	15.99	11.99	13.71	30 x 14	5	5	5	6
DM__4-33	33.6	1.180	0.012	11.5	3.50	25.68	5.72	22.83	8.04	19.98	10.73	17.12	30 x 14	5	5	5	6
DM__4-39	37.2	1.180	0.012	11.0	3.32	28.46	5.44	25.3	7.64	22.13	10.20	18.97	30 x 14	5	5	5	6
DM__4-47	45.0	1.180	0.014	10.7	3.02	34.43	4.94	30.61	6.95	26.78	9.27	22.96	30 x 14	5	5	5	6
DM__4-56	58.1	1.180	0.016	10.4	2.66	44.47	4.35	39.53	6.11	34.58	8.16	29.64	30 x 14	5	5	5	6
DM__4-68	67.8	1.180	0.017	10.0	2.46	51.86	4.03	46.10	5.66	40.34	7.55	34.58	30 x 14	5	5	5	6
DM__4-82	83.7	1.180	0.019	9.5	2.22	64.03	3.63	56.92	5.09	49.80	6.80	42.69	30 x 14	5	5	5	6
DM__4-100	101	1.180	0.021	9.2	2.01	77.48	3.30	68.87	4.63	60.26	6.18	51.65	30 x 14	5	5	5	6
DM__4-120	121	1.180	0.022	8.8	1.85	92.20	3.02	81.96	4.24	71.71	5.66	61.47	33 x 17	5	5	5	6
DM__4-150	149	1.180	0.025	8.4	1.66	113.8	2.72	101.2	3.82	88.54	5.10	75.89	33 x 17	5	5	5	6
DM__4-180	180	1.180	0.027	8.0	1.51	137.7	2.47	122.4	3.47	107.1	4.63	91.82	33 x 17	--	8	8	9
DM__4-220	223	1.180	0.031	7.6	1.36	170.8	2.22	151.8	3.12	132.9	4.16	113.9	33 x 17	--	8	8	9
DM__4-270	271	1.180	0.034	7.4	1.23	207.5	2.01	184.4	2.83	161.4	3.78	138.3	33 x 17	--	8	8	9
DM__4-330	335	1.180	0.037	7.0	1.11	256.1	1.81	227.7	2.55	199.2	3.40	170.7	33 x 17	--	8	8	9
DM__4-390	393	1.180	0.040	6.7	1.02	300.6	1.67	267.2	2.35	233.8	3.14	200.4	33 x 17	--	8	8	9
DM__4-470	469	1.000	0.062	5.5	0.94	358.6	1.53	318.8	2.15	278.9	2.87	239.1	31 x 16	--	8	8	9
DM__4-560	566	1.000	0.068	5.3	0.85	432.8	1.39	384.8	1.96	226.7	2.61	288.6	31 x 16	--	8	8	9
DM__4-680	688	0.900	0.092	4.4	0.77	526.2	1.26	467.7	1.78	409.3	2.37	350.8	32 x 16	--	5	8	9
DM__4-820	822	0.900	0.101	4.2	0.71	628.6	1.16	558.8	1.63	488.9	2.17	419.1	34 x 17	--	5	8	9
DM__4-1000	1006	0.900	0.111	4.0	0.64	769.5	1.05	684.0	1.47	598.5	1.96	513.0	34 x 17	--	8	8	9
DM__4-1200	1209	0.800	0.154	3.3	0.58	924.6	0.95	821.9	1.34	719.1	1.79	616.4	33 x 17	--	8	8	9
DM__4-1500	1500	0.800	0.172	3.1	0.52	1147.5	0.86	1020.0	1.20	892.5	1.61	765.0	33 x 17	--	8	8	9
DM__4-1800	1797	0.710	0.239	2.6	0.48	1374.6	0.78	1221.9	1.10	1069.1	1.47	916.4	33 x 17	--	8	8	9
DM__4-2200	2206	0.710	0.265	2.5	0.43	1687.3	0.71	1499.8	0.99	1312.3	1.32	1124.8	33 x 17	--	8	8	9
DM__4-2700	2688	0.600	0.409	2.0	0.39	2056.1	0.64	1827.6	0.90	1599.2	1.20	1370.7	32 x 16	--	8	8	9

### DM 5 Series

Part Number	L <sub>0</sub> (μH) ±15% No Load	Wire Ø (mm)	Nominal DCR (Ohms)	Rated Current (Amps)	Inductance Drop with Increase in DC Current								Coil Size (mm) O.D. x Ht. (a x b)	Mounting Style Availability Size Code			
					10% Ind. Drop		20% Ind. Drop		30% Ind. Drop		40% Ind. Drop			C	B	V	F
					DC Amps	Min. L(μH)	DC Amps	Min. L(μH)	DC Amps	Min. L(μH)	DC Amps	Min. L(μH)					
DM__5-0.9	0.9	1.180	0.0021	16.0	32.47	0.66	52.70	0.59	73.87	0.51	98.21	0.44	41 x 14	--	5	9	--
DM__5-1.5	1.5	1.180	0.0028	16.0	24.36	1.18	39.53	1.04	55.40	0.91	73.66	0.78	41 x 14	--	5	9	--
DM__5-2.4	2.4	1.180	0.0035	16.0	19.48	1.84	31.52	1.63	44.32	1.43	58.93	1.22	41 x 14	--	5	9	--
DM__5-3.5	3.5	1.180	0.0042	16.0	16.24	2.64	26.36	2.35	36.93	2.08	49.10	1.76	41 x 14	--	5	9	--
DM__5-4.7	4.7	1.180	0.0049	16.0	13.92	3.60	22.59	3.20	31.66	2.80	42.09	2.40	41 x 14	--	5	9	--
DM__5-6.1	6.1	1.180	0.0056	16.0	12.18	4.70	19.76	4.18	27.70	3.66	36.83	3.13	41 x 14	--	5	9	--
DM__5-7.8	7.8	1.180	0.0063	15.5	10.52	5.95	17.57	5.29	24.62	4.63	32.74	3.97	41 x 14	--	5	9	--
DM__5-10	9.6	1.180	0.0070	14.9	9.74	7.34	15.81	6.53	22.16	5.71	29.46	4.90	41 x 14	--	5	9	--
DM__5-12	11.5	1.180	0.0077	14.4	8.86	8.89	14.37	7.90	20.16	6.91	26.78	5.92	41 x 14	--	5	9	--
DM__5-15	16.2	1.180	0.0091	13.5	7.49	12.41	12.16	11.03	17.05	9.65	22.66	8.27	41 x 14	--	5	9	--
DM__5-18	18.8	1.180	0.0098	13.0	6.96	14.39	11.29	12.79	15.83	11.20	21.04	9.60	41 x 14	--	5	9	--
DM__5-22	21.6	1.180	0.0105	12.8	6.49	16.52	10.54	14.69	14.77	12.85	19.64	11.02	41 x 14	--	5	9	--
DM__5-27	27.7	1.180	0.0119	12.2	5.73	221.22	9.30	18.87	13.04	16.51	17.33	14.15	41 x 14	--	5	9	--
DM__5-33	34.7	1.180	0.0133	11.8	5.13	26.51	8.32	23.57	11.56	20.62	15.51	17.67	41 x 14	--	5	9	--
DM__5-39	38.4	1.180	0.0141	11.2	4.87	29.38	7.91	26.11	11.08	22.85	14.73	19.58	41 x 14	--	5	9	--
DM__5-47	46.5	1.180	0.0155	10.8	4.43	35.54	7.19	31.60	10.07	27.65	13.39	233.70	41 x 14	--	5	9	--
DM__5-56	55.3	1.180	0.0169	10.5	4.06	42.30	6.59	37.60	9.23	32.90	12.28	28.02	41 x 14	--	5	9	--
DM__5-68	70.0	1.180	0.0190	10.0	3.61	53.54	5.86	47.59	8.21	41.64	10.91	35.69	41 x 14	--	5	9	--
DM__5-82	80.7	1.180	0.0204	9.6	3.36	61.76	5.45	54.90	7.64	48.04	10.18	41.18	41 x 14	--	5	9	--
DM__5-100	98.3	1.180	0.0225	9.2	3.04	75.2	4.94	66.85	6.93	58.49	9.21	50.14	41 x 14	--	5	9	--

Germany: Int.+4989-841 00-0 • Ireland: Int.+35 374-954 8666 • Czech Rep: Int.+420 37-744 9303 • India: Int.+91 427-244 1325  
<http://www.talema-nuvotem.com>

## DM Series • Differential-Mode Toroids

### DM 5 Series

Part Number	L <sub>0</sub> (μH) ±15% No Load	Wire Ø (mm)	Nominal DCR (Ohms)	Rated Current (Amps)	Inductance Drop with Increase in DC Current								Coil Size (mm) O.D. x Ht. (a x b)	Mounting Style Availability Size Code			
					10% Ind. Drop		20% Ind. Drop		30% Ind. Drop		40% Ind. Drop			C	B	V	F
					DC Amps	Min. L (μH)	DC Amps	Min. L (μH)	DC Amps	Min. L (μH)	DC Amps	Min. L (μH)					
DM_-5-120	118	1.180	0.0246	8.9	2.78	89.96	4.52	79.97	6.33	69.97	8.42	59.98	41 x 14	--	5	9	--
DM_-5-150	154	1.180	0.0281	8.5	2.44	117.50	3.95	104.40	5.54	91.39	7.37	78.34	41 x 14	--	5	9	--
DM_-5-180	178	1.180	0.0302	8.2	2.27	135.80	3.68	120.70	5.15	105.60	6.85	90.53	41 x 14	--	5	9	--
DM_-5-220	221	1.180	0.0337	8.2	2.03	169.20	3.29	150.40	4.62	131.60	6.14	112.80	41 x 14	--	5	9	--
DM_-5-270	270	1.180	0.0372	8.2	1.84	206.30	2.98	183.40	4.18	160.50	5.56	137.50	45 x 17	--	5	9	--
DM_-5-330	334.2	1.180	0.0415	8.2	1.65	255.6	2.68	227.2	3.76	198.8	4.99	170.4	45 x 17	--	8	--	--
DM_-5-390	93.2	1.180	0.0450	7.9	1.52	300.8	2.47	267.4	3.46	234.0	4.60	200.5	45 x 17	--	8	--	--
DM_-5-470	470.4	1.180	0.0492	7.5	1.39	359.9	2.26	319.9	3.17	279.9	4.21	239.9	45 x 17	--	8	--	--
DM_-5-560	554.5	1.180	0.0534	7.2	1.28	424.2	2.08	377.1	2.92	329.9	3.88	282.8	45 x 17	--	8	--	--
DM_-5-680	677.4	1.000	0.0822	5.9	1.16	518.2	1.88	460.6	2.64	403.0	3.51	345.5	45 x 16	--	8	--	--
DM_-5-820	812.5	1.000	0.0900	5.6	1.06	621.6	1.72	552.5	2.41	483.5	3.20	414.4	44 x 16	--	8	--	--
DM_-5-1000	998.8	0.900	0.1232	4.7	0.96	764.1	1.55	679.2	2.17	594.3	2.89	509.4	43 x 16	--	8	--	--
DM_-5-1200	1204.2	0.900	0.1353	4.4	0.87	921.2	1.41	818.9	1.98	716.5	2.63	614.2	43 x 16	--	8	--	--
DM_-5-1500	1500.0	0.900	0.1510	4.2	0.78	1147.5	1.26	1020.0	1.77	892.5	2.36	765.0	43 x 16	--	8	--	--
DM_-5-1800	1801.8	0.800	0.2095	3.5	0.71	1378.4	1.15	1225.2	1.62	1072.1	2.15	918.9	43 x 16	--	8	--	--
DM_-5-2200	2188.9	0.800	0.2309	3.3	0.65	1674.5	1.05	1488.4	1.47	1302.4	1.95	1116.3	43 x 16	--	8	--	--
DM_-5-2700	2709.5	0.710	0.3261	2.7	0.58	2072.8	0.94	1842.5	1.32	1612.2	1.75	1381.8	43 x 16	--	8	--	--
DM_-5-3300	3285.6	0.710	0.3591	2.6	0.53	2513.5	0.85	2234.2	1.20	1954.9	1.59	1675.7	44 x 17	--	8	--	--
DM_-5-3900	3917.2	0.710	0.3921	2.5	0.48	2996.6	0.78	2663.7	1.10	2330.7	1.46	1997.8	44 x 17	--	8	--	--

### DM 6 Series

Part Number	L <sub>0</sub> (μH) ±15% No Load	Wire Ø (mm)	Nominal DCR (Ohms)	Rated Current (Amps)	Inductance Drop with Increase in DC Current								Coil Size (mm) O.D. x Ht. (a x b)	Mounting Style Availability Size Code			
					10% Ind. Drop		20% Ind. Drop		30% Ind. Drop		40% Ind. Drop			C	B	V	F
					DC Amps	Min. L (μH)	DC Amps	Min. L (μH)	DC Amps	Min. L (μH)	DC Amps	Min. L (μH)					
DM_-6-0.9	0.9	1.250	0.002	18.5	34.78	0.69	56.52	0.61	79.68	0.54	105.4	0.46	44 x 18	--	8	--	--
DM_-6-1.6	1.6	1.250	0.003	18.5	26.09	1.22	42.39	1.09	59.76	0.95	79.06	0.82	44 x 18	--	8	--	--
DM_-6-2.5	2.5	1.250	0.004	18.5	20.87	1.91	33.91	1.70	47.81	1.49	63.25	1.28	44 x 18	--	8	--	--
DM_-6-3.6	3.6	1.250	0.004	18.5	17.39	2.75	28.26	2.45	39.84	2.14	52.70	1.84	44 x 18	--	8	--	--
DM_-6-4.9	4.9	1.250	0.005	18.5	14.91	3.75	24.22	3.33	34.15	2.92	45.18	2.50	44 x 18	--	8	--	--
DM_-6-6.4	6.4	1.250	0.006	18.5	13.04	4.90	21.19	4.35	29.88	3.81	39.53	3.26	44 x 18	--	8	--	--
DM_-6-8.1	8.1	1.250	0.006	18.5	11.59	6.20	18.84	5.51	26.56	4.82	36.14	4.13	44 x 18	--	8	--	--
DM_-6-10	10.0	1.250	0.007	18.5	10.43	7.65	16.96	6.80	23.90	5.95	31.62	5.10	44 x 18	--	8	--	--
DM_-6-12	12.1	1.250	0.008	18.0	9.49	9.26	15.41	8.23	21.73	7.20	28.75	6.17	44 x 18	--	8	--	--
DM_-6-15	14.4	1.250	0.009	17.3	8.70	11.02	14.13	9.79	19.92	8.57	26.35	7.34	44 x 18	--	8	--	--
DM_-6-18	16.9	1.250	0.009	16.6	8.03	12.93	13.04	11.49	18.39	10.06	24.33	8.62	44 x 18	--	8	--	--
DM_-6-22	22.5	1.250	0.011	15.5	6.96	17.21	11.30	15.30	15.94	13.39	21.08	11.48	44 x 18	--	8	--	--
DM_-6-27	25.6	1.250	0.011	15.0	6.52	19.58	10.60	17.41	14.94	15.23	19.76	13.06	44 x 18	--	8	--	--
DM_-6-33	32.4	1.250	0.013	14.1	5.80	24.79	9.42	22.03	13.28	19.28	17.57	16.52	44 x 18	--	8	--	--
DM_-6-39	40.0	1.250	0.014	13.4	5.22	30.60	8.48	27.20	11.95	23.80	15.81	20.40	44 x 18	--	8	--	--
DM_-6-47	48.4	1.250	0.016	12.8	4.74	37.03	7.71	32.91	10.87	28.80	14.37	24.68	44 x 18	--	8	--	--
DM_-6-56	57.6	1.250	0.017	12.2	4.35	44.06	7.06	39.17	9.96	34.27	13.18	29.38	44 x 18	--	8	--	--
DM_-6-68	67.6	1.250	0.019	11.7	4.01	51.71	6.52	45.97	9.19	40.22	12.16	34.48	44 x 18	--	8	--	--
DM_-6-82	84.1	1.250	0.021	11.1	3.60	64.34	5.85	57.19	8.24	50.04	10.90	42.89	44 x 18	--	8	--	--
DM_-6-100	102.4	1.250	0.023	10.6	3.26	78.34	5.30	69.63	7.47	60.93	9.88	52.22	44 x 18	--	8	--	--
DM_-6-120	122.5	1.250	0.025	10.1	2.98	93.71	4.84	83.30	6.83	72.89	9.04	62.47	44 x 18	--	8	--	--
DM_-6-150	152.1	1.250	0.028	9.6	2.68	116.4	4.35	103.4	6.13	90.50	8.11	77.57	44 x 18	--	8	--	--
DM_-6-180	176.4	1.250	0.030	9.2	2.48	134.9	4.04	120.0	5.69	105.0	7.53	89.96	44 x 18	--	8	--	--
DM_-6-220	220.9	1.250	0.034	8.7	2.22	169.0	3.61	150.2	5.09	131.4	6.73	112.7	44 x 18	--	8	--	--
DM_-6-270	270.4	1.250	0.037	8.3	2.01	206.9	3.26	183.9	4.60	160.9	6.08	137.9	44 x 18	--	8	--	--
DM_-6-330	324.9	1.250	0.041	7.9	1.83	248.5	2.97	220.9	4.19	193.3	5.55	165.7	46 x 21	--	10	--	--
DM_-6-390	384.4	1.250	0.044	7.6	1.68	294.1	2.73	261.4	3.86	228.7	5.10	196.0	46 x 21	--	10	--	--
DM_-6-470	476.1	1.250	0.049	7.2	1.51	364.2	2.46	323.7	3.46	283.3	4.58	242.8	46 x 21	--	10	--	--
DM_-6-560	562.5	1.250	0.054	6.9	1.39	430.3	2.26	382.5	3.19	334.7	4.22	286.9	46 x 21	--	10	--	--
DM_-6-680	672.4	1.250	0.059	6.6	1.27	514.4	2.07	457.2	2.92	400.1	3.86	342.9	46 x 21	--	10	--	--
DM_-6-820	828.1	1.250	0.065	6.2	1.15	633.5	1.86	563.1	2.63	492.7	3.48	422.3	46 x 21	--	10	--	--
DM_-6-1000	1000.0	1.250	0.072	6.0	1.04	765.0	1.70	680.0	2.39	595.0	3.16	510.0	46 x 21	--	10	--	--
DM_-6-1200	1210.0	1.180	0.088	5.1	0.95	925.7	1.54	822.8	2.17	719.9	2.87	617.1	46 x 21	--	10	--	--
DM_-6-1500	1488.4	1.180	0.098	4.9	0.86	1138.6	1.39	1012.1	1.96	885.6	2.59	759.1	49 x 23	--	11	--	--
DM_-6-1800	1795.6	1.000	0.150	4.2	0.78	1373.6	1.27	1221.0	1.78	1068.4	2.36	915.8	45 x 20	--	10	--	--

**THE TALEMA GROUP • Magnetic Components for ISDN / xDSL / LAN Data Communications**

## DM Series • Differential-Mode Toroids

### DM 6 Series

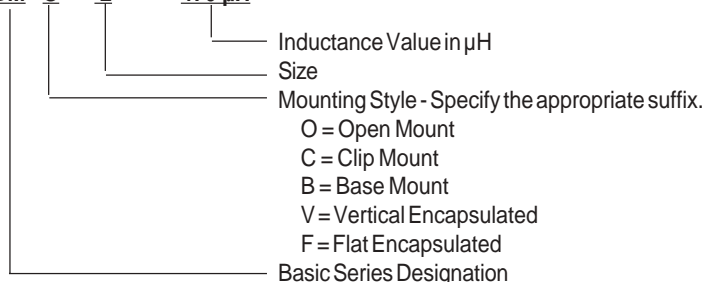
Part Number	L <sub>0</sub> ( $\mu$ H) $\pm 15\%$ No Load	Wire $\varnothing$ (mm)	Nominal DCR (Ohms)	Rated Current (Amps)	Inductance Drop with Increase in DC Current								Coil Size (mm) O.D. x Ht. (a x b)	Mounting Style Availability Size Code			
					10% Ind. Drop		20% Ind. Drop		30% Ind. Drop		40% Ind. Drop			C	B	V	F
					DC Amps	Min. L ( $\mu$ H)	DC Amps	Min. L ( $\mu$ H)	DC Amps	Min. L ( $\mu$ H)	DC Amps	Min. L ( $\mu$ H)					
DM__6-2200	2190.4	1.000	0.166	4.0	0.71	1675.7	1.15	1489.5	1.62	1303.3	2.14	1117.1	48 x 22	--	10	--	--
DM__6-2700	2689.6	1.000	0.184	3.9	0.64	2057.5	1.03	1828.9	1.46	1600.3	1.93	1371.7	48 x 22	--	10	--	--
DM__6-3300	3312.4	0.900	0.252	3.3	0.57	2534.0	0.93	2252.4	1.31	1970.9	1.74	1689.3	45 x 21	--	10	--	--
DM__6-4700	4709.9	0.900	0.300	3.2	0.48	3602.3	0.78	3202.1	1.10	2801.8	1.46	2401.5	46 x 21	--	10	--	--
DM__6-5600	5616.9	0.900	0.328	3.1	0.44	4296.9	0.73	3819.5	1.01	3342.1	1.33	2864.6	49 x 24	--	11	--	--

### DM 7 Series

DM__7-1.0	1.0	1.600	0.001	54.6	54.6	0.74	89.5	0.66	124.5	0.58	143.7	0.49	55 x 27	--	11	--	--
DM__7-2.2	2.2	1.600	0.002	36.4	36.4	1.67	59.7	1.48	83.0	1.30	95.8	1.11	55 x 27	--	11	--	--
DM__7-3.9	3.9	1.600	0.003	27.3	27.3	2.96	44.7	2.63	62.2	2.30	71.9	1.97	55 x 27	--	11	--	--
DM__7-6.1	6.1	1.600	0.003	21.9	21.9	4.63	35.8	4.11	49.8	3.60	57.5	3.09	55 x 27	--	11	--	--
DM__7-8.7	8.7	1.600	0.004	18.2	18.2	6.66	29.8	5.92	41.5	5.18	47.9	4.44	55 x 27	--	11	--	--
DM__7-12	11.9	1.600	0.005	15.6	15.6	9.07	25.6	8.06	35.6	7.06	41.1	6.05	55 x 27	--	11	--	--
DM__7-15	15.5	1.600	0.006	13.7	13.7	11.85	22.4	10.53	31.1	9.22	35.9	7.90	55 x 27	--	11	--	--
DM__7-18	19.6	1.600	0.006	12.1	12.1	15.00	19.9	13.33	27.7	11.66	31.9	10.00	55 x 27	--	11	--	--
DM__7-22	24.2	1.600	0.007	10.0	10.9	18.51	17.9	16.46	24.9	14.40	28.7	12.34	55 x 27	--	11	--	--
DM__7-27	29.3	1.600	0.008	9.9	9.9	22.40	16.3	19.91	22.6	17.42	26.1	14.93	55 x 27	--	11	--	--
DM__7-33	34.8	1.600	0.008	9.1	9.1	26.66	14.9	23.70	20.7	20.73	24.0	17.77	55 x 27	--	11	--	--
DM__7-39	40.9	1.600	0.009	8.4	8.4	31.29	13.8	27.81	19.2	24.33	22.1	20.86	55 x 27	--	11	--	--
DM__7-47	47.4	1.600	0.010	7.8	7.8	36.29	12.8	32.25	17.8	28.22	20.5	24.19	55 x 27	--	11	--	--
DM__7-56	54.5	1.600	0.010	7.3	7.3	41.65	11.9	37.03	16.6	32.40	19.2	27.77	55 x 27	--	11	--	--
DM__7-68	69.9	1.600	0.012	6.4	6.4	53.50	10.5	47.56	14.6	41.61	16.9	35.67	55 x 27	--	11	--	--
DM__7-82	78.4	1.600	0.013	6.1	6.1	59.98	9.9	53.32	13.8	46.65	16.0	39.99	55 x 27	--	11	--	--
DM__7-100	96.8	1.600	0.014	5.5	5.5	74.05	8.9	65.82	12.4	57.60	14.4	49.37	55 x 27	--	11	--	--
DM__7-120	117.1	1.600	0.015	5.0	5.0	89.60	8.1	79.65	11.3	69.69	13.1	59.74	55 x 27	--	11	--	--
DM__7-150	151.3	1.600	0.017	4.4	4.4	115.7	7.2	102.9	10.0	89.99	11.5	77.14	55 x 27	--	11	--	--
DM__7-180	176.4	1.600	0.019	4.0	4.0	135.0	6.6	120.0	9.2	105.0	10.6	89.97	55 x 27	--	11	--	--
DM__7-220	217.8	1.600	0.021	3.6	3.6	166.6	6.0	148.1	8.3	129.6	9.6	111.1	55 x 27	--	11	--	--
DM__7-270	233.5	1.600	0.023	3.3	3.3	201.6	5.4	179.2	7.5	156.8	8.7	134.4	55 x 27	--	11	--	--
DM__7-330	331.3	1.600	0.026	3.0	3.0	253.4	4.8	225.3	6.7	197.1	7.8	169.0	55 x 27	--	11	--	--
DM__7-390	387.2	1.600	0.028	2.7	2.7	296.2	4.5	263.3	6.2	230.4	7.2	197.5	55 x 27	--	11	--	--
DM__7-470	468.5	1.600	0.031	2.5	2.5	358.4	4.1	318.6	5.7	278.8	6.5	238.9	59 x 30	--	--	--	--
DM__7-560	557.6	1.600	0.033	2.3	2.3	426.5	3.7	379.1	5.2	331.8	6.0	284.4	59 x 30	--	--	--	--
DM__7-680	679.8	1.600	0.037	2.1	2.1	520.0	3.4	462.2	4.7	404.5	5.4	346.7	59 x 30	--	--	--	--
DM__7-820	814.1	1.600	0.040	1.9	1.9	622.8	3.1	553.6	4.3	484.4	5.0	415.2	59 x 30	--	--	--	--
DM__7-1000	991.2	1.600	0.044	1.7	1.7	758.3	2.8	674.0	3.9	589.8	4.5	505.5	59 x 30	--	--	--	--
DM__7-1200	1185.8	1.500	0.055	1.6	1.6	907.1	2.6	806.3	3.6	705.6	4.1	604.8	59 x 30	--	--	--	--
DM__7-1500	1510.3	1.500	0.062	1.4	1.4	1155.4	2.3	1027.0	3.2	898.6	3.6	770.3	59 x 30	--	--	--	--
DM__7-1800	1789.8	1.400	0.078	1.3	1.3	1369.2	2.1	1217.1	2.9	1065.0	3.3	912.8	58 x 29	--	--	--	--
DM__7-2200	2184.1	1.400	0.086	1.2	1.2	1670.8	1.9	1485.2	2.6	1299.5	3.0	1113.9	58 x 29	--	--	--	--
DM__7-2700	2719.1	1.400	0.096	1.0	1.0	2080.1	1.7	1849.0	2.3	1617.9	2.7	1386.7	61 x 33	--	--	--	--
DM__7-3300	3312.7	1.400	0.106	0.9	0.9	2534.2	1.5	2252.7	2.1	1971.1	2.5	1689.5	61 x 33	--	--	--	--
DM__7-3900	3903.2	1.000	0.226	0.9	0.9	2986.0	1.4	2654.2	2.0	2322.4	2.3	1990.6	56 x 27	--	--	--	--
DM__7-4700	4675.7	1.000	0.247	0.8	0.8	3576.9	1.3	3179.5	1.8	2782.0	2.1	2384.6	58 x 30	--	--	--	--
DM__7-5600	5591.2	1.000	0.270	0.7	0.7	4277.2	1.2	3802.0	1.6	3326.7	1.9	2851.5	58 x 30	--	--	--	--

#### Ordering Key

DM O - 2 - 470  $\mu$ H



**Note:** Mounting styles shown in the shaded areas have been reduced in size from those shown on the earlier data sheets.

See back page for Mounting Options and Dimensions