SPECIFICATION
MATERIAL
Insulator: LCP,Rated UL94V-0
Contacts: Brass
Pivot Shell: Stainless Steel
Mount Ear: Copper Alloy(Tin/Lead Plating Overall)
CONTACT PLATING
Underplate: 50μ" Nickel
Contact Area: 1μ"~30μ" Selective Gold
Solder Tails: 100μ" Tin/Lead

POWER	5.00mm	1,13,38,50
GENERAL	4.25mm	all other pins
DETECT	3.50mm	25,26
Pin type	Dim. L	Pin No.

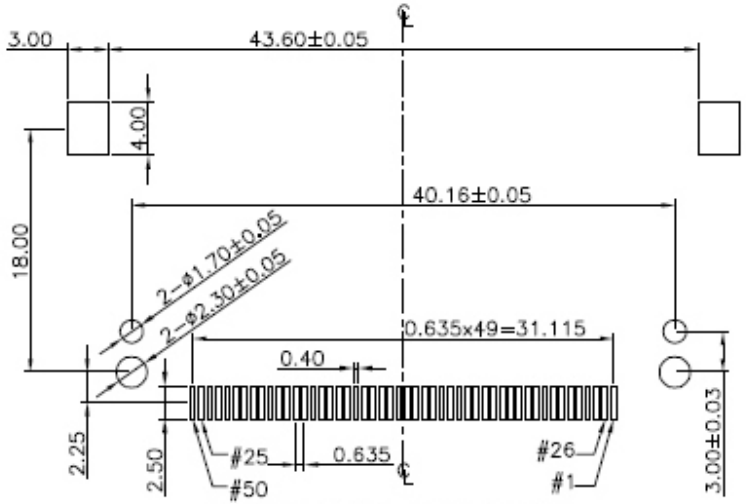

RECOMMENDED P.C.B LAYOUT

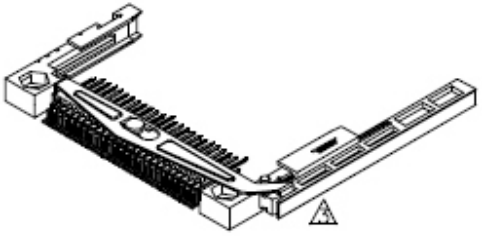

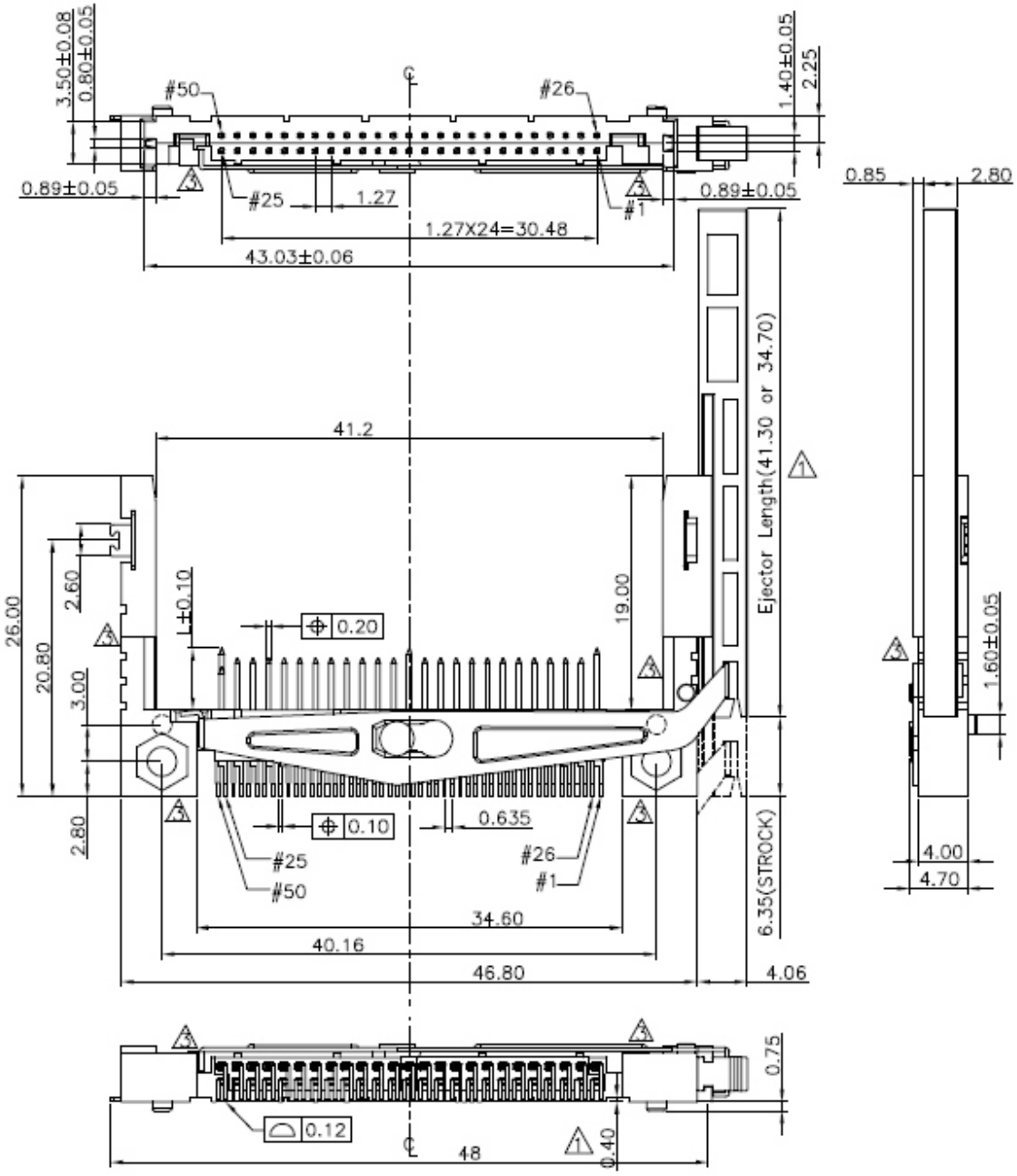

	PART NO. **CFC-PW40BE001LS-50**						
	DWG NO. **CFC-PW40BE001LS-50**	CHECKED BY CY	TOLERANCES ARE .X ± 0.2 .XX ± .XXX ± AWG	DESCRIP TION:			
	FILE NO.	DRAWING BY					
	UNIT / mm	SCALE 1 : 1	PROJECTION	AREA	REVISIONS	HK	DATE