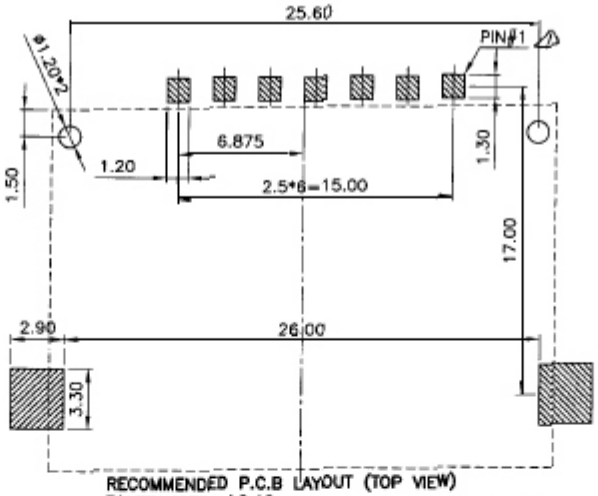

RECOMMENDED P.C.B LAYOUT (TOP VIEW)
TOLERANCES: ±0.10mm

SPECIFICATION
MATERIAL
Insulator: LCP, rated UL94V-0
Contacts: Phosphor Bronze
Boardlock: Copper alloy
CONTACT PLATING
Contact area: see part no.
Solder tail area: 100u" tin plating over 40u" nickel
ELECTRICAL
Current rating: 1 A max.
Contact resistance: 100 mohms max.
Insulation resistance: 1000 Mohms min.
MECHANICAL
Mating cycle: 5000 cycles min
Operating temperature: -40°C min/+85°C max

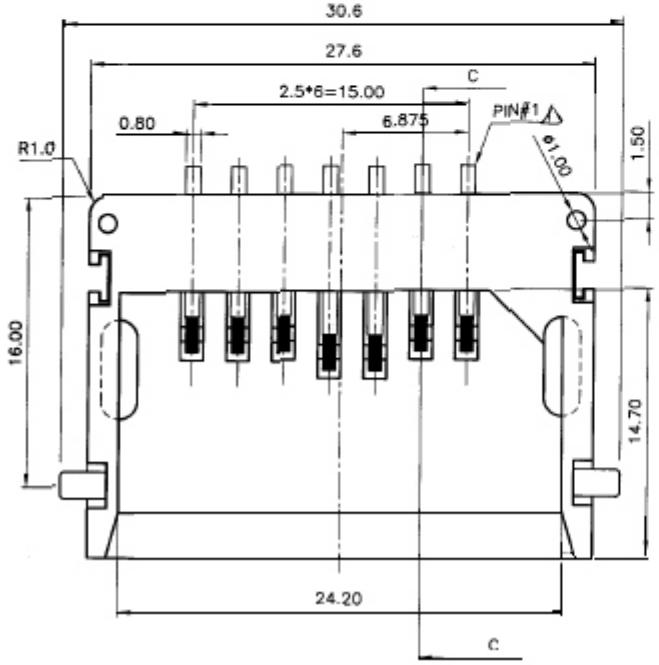

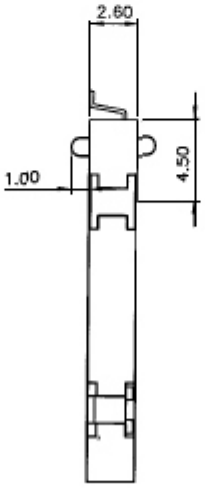

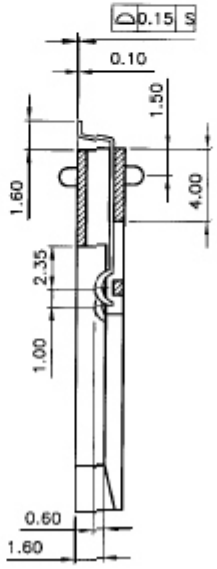

SECTION C-C

	PART NO. **MMC-W25-07**							
	DWG NO. **MMC-W25-07**		CHECKED BY CY	TOLERANCES ARE .X ± 0.2 .XX ± .XXX ± AWG	DESCRIP TION:			
	FILE NO.		DRAWING BY					
	UNIT / mm	SCALE 1 : 1	PROJECTION		AREA	REVISIONS	HK	DATE