



15W Output Switching Power Supply

OFM-1500 series



■ Features :

- Universal AC input / Full range
- Protections: Short circuit/Over load/Over voltage/Over temperature
- Ultra-miniature size, light weight
- Cooling by free air convection
- 100% full load burn-in test
- Fixed switching frequency at 100KHz
- Low cost
- High reliability
- 2 years warranty

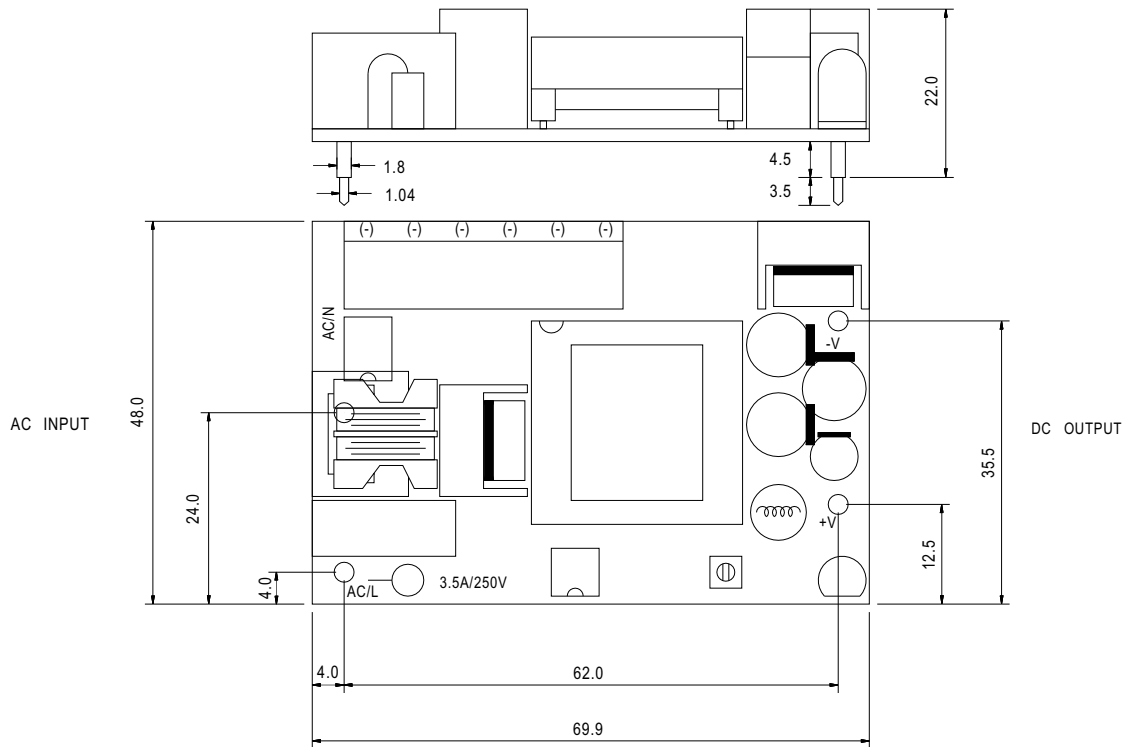
(LVD)   

SPECIFICATION

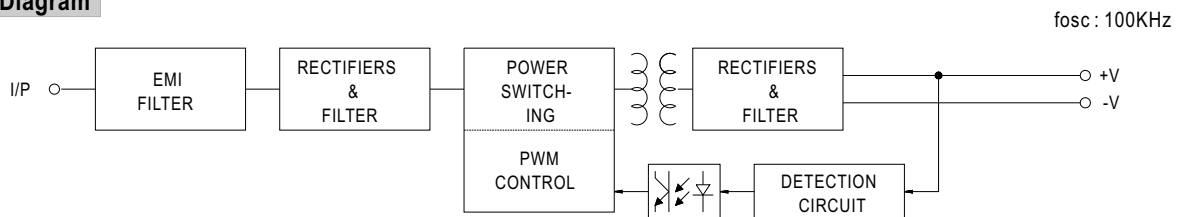
MODEL		OFM-1501	OFM-1502	OFM-1503	OFM-1505
OUTPUT	DC VOLTAGE	5V	12V	15V	24V
	RATED CURRENT	3A	1.25A	1A	0.63A
	CURRENT RANGE	0 ~ 3A	0 ~ 1.25A	0 ~ 1A	0 ~ 0.63A
	RATED POWER	15W	15W	15W	15.12W
	RIPPLE & NOISE (max.) <small>Note.2</small>	60mVp-p	150mVp-p	150mVp-p	240mVp-p
	VOLTAGE ADJ. RANGE	4.5 ~ 5.5V	10.8 ~ 13.2V	13.5 ~ 16.5V	21.6 ~ 26.4V
	VOLTAGE TOLERANCE <small>Note.3</small>	±2.0%	±2.0%	±2.0%	±2.0%
	LINE REGULATION	±0.5%	±0.3%	±0.3%	±0.2%
	LOAD REGULATION	±2.0%	±1.0%	±1.0%	±0.5%
	SETUP, RISE TIME	150ms, 20ms/230VAC 150ms, 20ms/115VAC at full load			
HOLD TIME (Typ.)	100ms/230VAC 16ms/115VAC at full load				
INPUT	VOLTAGE RANGE	85 ~ 264VAC 120 ~ 370VDC			
	FREQUENCY RANGE	47 ~ 440Hz			
	EFFICIENCY(Typ.)	68%	74%	75%	76%
	AC CURRENT (Typ.)	0.36A/115VAC 0.25A/230VAC			
	INRUSH CURRENT (Typ.)	COLD START 20A/115VAC 38A/230VAC			
PROTECTION	OVER LOAD	Above 150% rated output power Protection type : Hiccup mode, recovers automatically after fault condition is removed			
	OVER VOLTAGE	5.75 ~ 6.75V	13.8 ~ 16.2V	17.25 ~ 20.25V	27.6 ~ 32.4V
	OVER TEMPERATURE	Tj 145℃ typically (U1) Detect on main control IC			
		Protection type : Shut down o/p voltage, recovers automatically after temperature goes down			
ENVIRONMENT	WORKING TEMP.	-10 ~ +60℃ (Refer to output load derating curve)			
	WORKING HUMIDITY	20 ~ 90% RH non-condensing			
	STORAGE TEMP., HUMIDITY	-20 ~ +85℃, 10 ~ 95% RH			
	TEMP. COEFFICIENT	±0.03%/℃ (0 ~ 50℃)			
	VIBRATION	10 ~ 500Hz, 2G 10min./1cycle, Period for 60min.each along X, Y, Z axes			
SAFETY & EMC (Note 4)	SAFETY STANDARDS	UL1950, TUV EN60950 Approved			
	WITHSTAND VOLTAGE	I/P-O/P:3KVAC			
	ISOLATION RESISTANCE	I/P-O/P:100M Ohms/500VDC			
	EMI CONDUCTION & RADIATION	Compliance to EN50081-1, EN50082-1			
OTHERS	MTBF	559.3Khrs min. MIL-HDBK-217F (25℃)			
	DIMENSION	70*48*22mm (L*W*H)			
	PACKING	0.07Kg; 120pcs/9.8Kg/0.97CUFT			
NOTE	1. All parameters NOT specially mentioned are measured at 230VAC input, rated load and 25℃ of ambient temperature. 2. Ripple & noise are measured at 20MHz of bandwidth by using a 12" twisted pair-wire terminated with a 0.1uf & 47uf parallel capacitor. 3. Tolerance : includes set up tolerance, line regulation and load regulation. 4. The power supply is considered a component which will be installed into a final equipment. The final equipment must be re-confirmed that it still meets EMC directives.				

Mechanical Specification

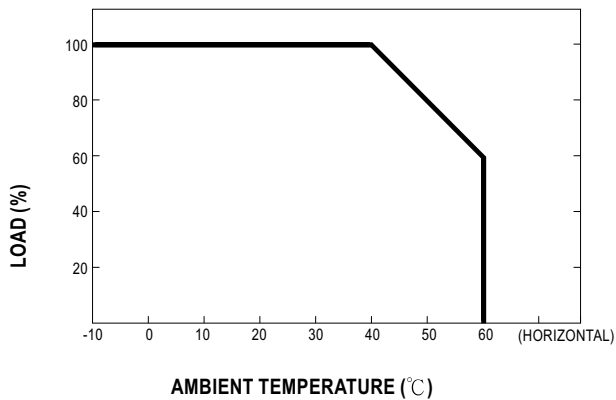
Unit:mm



Block Diagram



Output Derating



Static Characteristics (12V)

